Boo

Cari ragazzi, prima di tutto ***WELCOME*** nella nostra scuola.
Vi siete mai chiesti perchè dobbiamo imparare una lingua diversa da quella che usiamo quotidianamente?.....ma perchè? Non sono sufficienti tutti gli sforzi che già facciamo per imparare la prima Lingua che chiamiamo la Lingua madre PERCHE' ???

Proviamo a dire la nostra e parliamone insieme

L'Inglese mi serve perchè

all'insegnante

Ma..... a pensarci bene, io conosco già alcune parole inglesi

Io sono un …..
I am a …….

Io sono un……
I am a ……..

Io sono un……
I am a ……..

Book in Progress

Io sono un……
I am a……

Ora tocca a te (It's your turn!)

Pensa a tutte le parole inglesi che conosci e che ormai sono entrate a far parte del nostro vocabolario

……..

……

……

……

……

……

……..

……

……

……

Book in Progress

Qui di seguito un esempio di tema che Francesca ha realizzato usando più paroline inglesi da lei conosciute:

“”Il mio primo viaggio all’estero è stato a Londra. Dopo aver fatto il CHECK IN abbiamo fatto una sosta al bar prima dell’imbarco in attesa di recarci al GATE. Appena atterrati abbiamo preso un TAXI per dirigerci presso l’HOTEL. Dopo alcune ore, a causa di un forte temporale, c’è stato un BLACK OUT che ha mandato in TILT anche i COMPUTERS della RECEPTION e nessuno poteva darci la chiave della stanza. Nell’attesa ci hanno chiesto se gradivamo un DRINK o un TEA. il giorno dopo a colazione c’era il BACON che non avevo mai assaggiato, e dopo aver fatto un giro per la città a bordo del BUS panoramico siamo entrati in un PUB; ero indecisa se ordinare un HAMBURGER, una porzione di FISH and CHIPS o un HOT DOG. Ricordo anche che, nonostante fossimo in primavera, indossavamo tutti un TRENCH o un K-WAY pe proteggerci dalla pioggia. Volevo anche convincere i miei genitori a portarmi al BOWLING o al LUNA PARK, ma dopo una lunga fila per prendere i TICKETS abbiamo fatto un giro sulla ruota panoramica. Sono stati tre giorni bellissimi. Abbiamo visitato un sacco di posti, Hyde PARK, il BIG BEN, BUCKINGHAM Palace..... per poi rientrare in Italia con tanti FLASH di bei ricordi, tanti GADGETS per i miei amici e un intero KIT di smalti colorati per me.
E’ bello essere di nuovo a casa, ma a volte è uno SHOCK ritornare alla solita ROUTINE e guardare uno SPOT o il mondo in TV.””

Adesso scrivi tu ! (Writing)

Inventa una storia nella quale compaiono più paroline inglesi che conosci, così come ha fatto Francesca.

Book in Progress

Analizziamo qualche parola un po' più da vicino: ad esempio FILM

Quando faccio lo SPELLING analizzo le singole lettere che compongono una parola e le chiamo per nome.

PROVIAMO !

(l'insegnante dice alcune parole e ne fa lo spelling)

ma come sono strane le lettere dell'alfabeto inglese! cerchiamo di approfondirle.

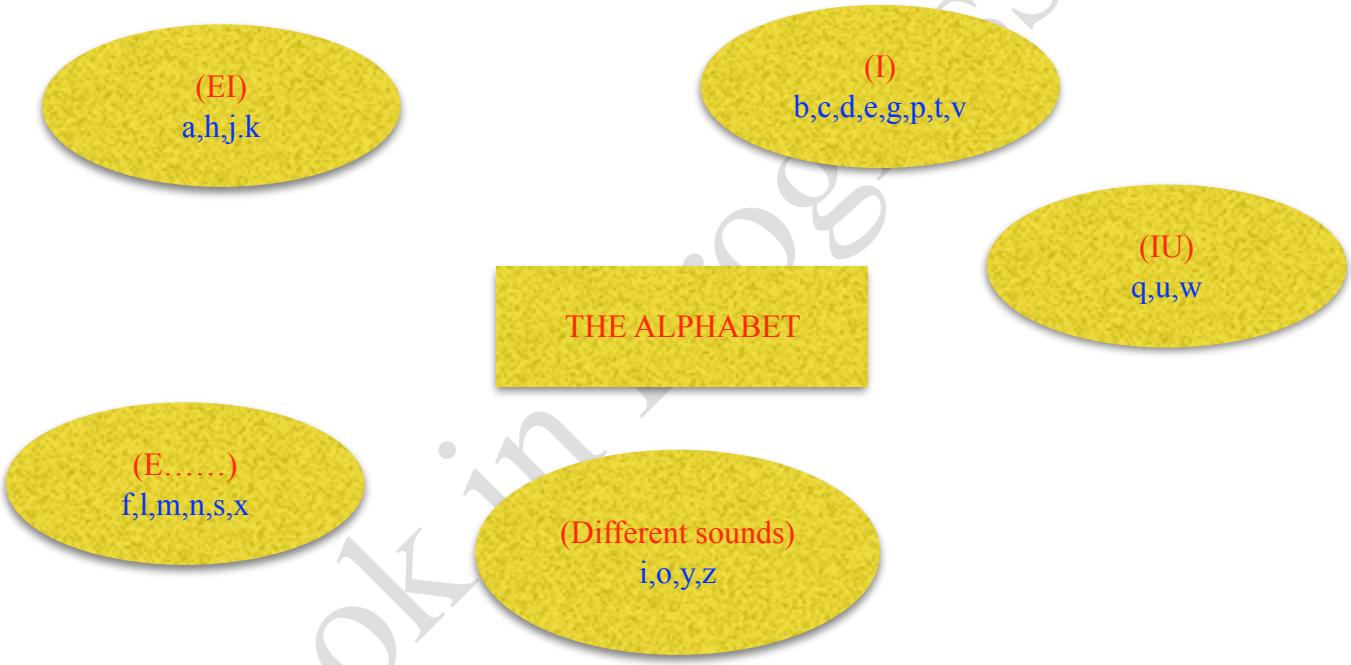

Book in progress

Facciamo lo spelling delle seguenti parole: (spelling)

dog .....
cat .....
pencil .....
computer .....
house .....
school .....
student .....
teacher .....

Adesso è l'insegnante che fa lo spelling di alcune parole e tu le scrivi: (listen and write)

1).....
2).....
3) .....
4).....
5).....
6) .....

Book in Progress

Adesso prova tu: iniziamo con il ricordare il nome dei tuoi compagni e facciamo lo spelling

Now it's your turn: Try to remember the names of your classmates and spell their names:

Facciamo l'appello: Let's call the roll

L'insegnante fa lo spelling dei nomi e se tu lo riconosci ti alzi:
The teacher spells your names and when you recognize the spelling your name you have to stand up.
For example: C -A -R -L -O (Carlo stands up) Are you Carlo? Yes, I am / No, I'm not

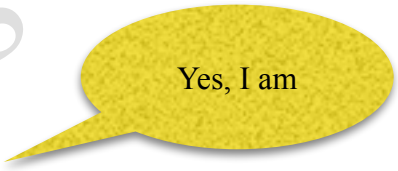

Let's play with English now! Indovina chi sono? Guess who I am?

Now try to remember the names of your classmates and spell their names.
Put a foulard on your eyes; then TOUCH your friend and try to guess who he/she is. When you are sure he/she is the person you think, please, ask him/her:

Book in Progress

LET'S PLAY WITH ENGLISH MORE !

Who is a Male?

Who is a Female?

When you speak of a Male we think about a Boy

 When we speak of a Female, we think to a Girl

Ok now!

Attenzione!! Pay Attention Please!

Because if I say HE, all the male students have to stand up

if I say SHE all the female students have to stand up

PRONTI PER GIOCARE?

ARE YOU READY?

Book in Progress

LET'S PLAY WITH ENGLISH MORE

THE HANGMAN (il gioco dell'impiccato)

You need A PIECE OF PAPER and A PENCIL. Think of a name of your schoolmate.Draw as many dashes as the letters of the name are.

For example:
if the name is M A R I A, it has got five letters.
So this name has got five dashes

_ _ _ _ _

1,2,3,4,5

Write the first letter to help your friend to guess it.
In this way:

M_ _ _ _

1,2,3,4,5

Help your friend to save THE HANGMAN.

In the meantime draw the gallows for your hangman.

Invite your friend to guess another letter of the name chosen:

If he guesses it, write the letter on the right dash.

If the letter is wrong, draw the head of your hangman.

Every time your friend is right, add the letter on the specific dash.

Every time he is wrong, draw a part of the body of the hangman.

Who is the winner?

It's the player who first finishes the game.

GOOD LUCK !

Book in Progress

UNIT 1

“TO BE OR NOT TO BE”

Hi Guys! Salve ragazzi!

In questo capitolo imparerete

1) a presentarvi
2) ad indicare la posizione geografica
3) a parlare del tempo
4) ad usare il present simple di To be
5) ad utilizzare i pronomi personali soggetto
6) ad usare il verbo can
7) a conoscere il Regno Unito

Book in

Welcome to the new school

Leggi e ascolta attentamente il dialogo

(read and listen carefully the dialogue)

LUCA: I'm Luca. Welcome to Carducci School. It is a wonderful place! Teachers are very kind and students are cool.
Pablo: Hi Luca. Who's she?
LUCA: She's Monique.
PABLO: Nice to meet you, Monique. Where are you from?
MONIQUE: I'm from Paris. What's your name?
PABLO: Pablo. I'm from Madrid. What year are you in?
MONIQUE: I'm in year 6.
PABLO: Wow! We're in the same class.

Drin! (the bell rings)

LUCA: It's time to go.

Book in Progress

1) Vero o Falso? Correggi le frasi sbagliate: (True or False? Correct the false ones)

1) Monique is a new student. True. False

1) The school's name is Pascoli. True. False

1) Teachers are very good. True. False

1) Students are very cool. True. False

1) Monique is from Madrid. True. False

1) Pablo is in year 6. True. False

2) Scegli l'alternativa corretta (multiple choice)

1) Monique is a) a new student. b) a teacher

2) The school's name is. a) Pascoli. b) Carducci

3) School is a a) wonderful place. b) terrible place

4)) Teachers are. a) kind. b) very strict

5)) Monique is from. a) Paris. b) Barcelona

3) Pablo is in. a) year 4. b) year 6

4) Students are in a) different class. b) the same class

Book in Progress

INTRODUCING PEOPLE

Conversation A (Informal register) At the International Music School.

George Hello! I'm George Taylor. I'm 13. I'm from Bristol. What's your name?
Nick- Hi George! Nice to meet you! My name's Nick Hammond. I'm from London.
Paolo- Hello guys! I'm Paolo Bianchi. I'm from Milan. I'm here for a guitar course.

Come puoi notare, quando incontri qualcuno della tua età o che conosci bene per salutarlo dici

Hello! Hi!

Conversation B (Formal register) At School.

Jane - Good morning Mr. Clooney.
Mr. Clooney - Good morning.
Jane - How do you do? I'm Jane Clinton. I'm the new english teacher. I'm from Dublin.
Mr.Clooney - Pleased to meet you! Please, sit down.
Jane - Thank you Mr. Clooney.

Quando invece incontri una persona che non conosci usi un linguaggio più formale

Good Morning / afternoon / evening / night /
How do you do?
Pleased to meet you.

Book in Progress

1) Vero o Falso? (True or False?)

a) George Taylor is 13	True	False
b) George is from London	True	False
c) Nick is from London	True	False
d) Paolo is from Milan	True	False
e) Jane is the new italian teacher	True	False
f) Jane is from Dublin	True	False

2) Rispondi alle domande (Answer the questions):

a) How old is George?
b) Where is George from?
c) What is Nick's surname?
d) Where is Paolo from?
e) Who is Jane Clinton?

Book in Progress

I PRONOMI (PRONOUNS)

Il PRONOME è la parte del discorso che sta al posto del nome.

I pronomi soggetto si riferiscono a chi compie l'azione e sono :

I– YOU - HE (maschile) -SHE (femminile) - IT (neutro, per cose ed animali) – WE - YOU - THEY

In inglese non esiste il soggetto sottinteso, il soggetto deve essere sempre espresso, per cui davanti ad ogni verbo deve esserci un nome o un pronome.

RICORDA:

- il pronome di prima persona (I) deve essere sempre scritto in maiuscolo .
- Il pronome di seconda persona singolare e plurale è lo stesso (YOU) perché in inglese si dà del TU a tutti, oppure del VOI, ma si usa anche quando si vuole dare del LEI.
- La terza persona singolare ha una forma maschile (HE), femminile (SHE) e una neutra (IT) usato per gli oggetti o in caso in cui il pronome sia impersonale come ad esempio

" e' tardi. → It is late"

di solito per quanto riguarda gli animali si usano HE o SHE, mentre IT quando non ne conosciamo il sesso.

* il pronome plurale (THEY) si usa per le persone, gli animali e gli oggetti.

Osserva bene la tabella:

Tabella 1

PERSONAL PRONOUNS SUBJECT	PRONOME PERSONALE SOGGETTO
I	……..
YOU	……..
HE /SHE / IT	…….
WE	……
YOU	……
THEY	……

Book in Progress

1) Completa le frasi con il pronome personale soggetto corretto: (complete the sentences with the correct personal pronoun subject)

1) Who is .....? She is my sister Helen
2) William is thirteen. .....is a student
3) Hello John! How are .....?
4) ..... is Helen, a new student
5) ..... are Tom and Michelle

2)Sostituisci i nomi sottolineati con il giusto pronome personale soggetto:

(replace the underlined nouns with the correct personal pronoun subject)

1) Peter is an American boy.
2) The cat is on the sofa.
3) Paul and Mary are at home.
4) The nurses are not at the hospital.
5) Paul and I are at the cinema.
6) Maria is at school.
7) The books are in the bookshelf.
8) The pen is red.

3) Cerchia il pronome personale soggetto corretto:

(circle the correct subject personal pronoun:)

1) You / I am a student.
2) We / she is my sister.
3) He / I is my friend John.
4) It / we is a pen.
5) you / she are english.

http://www.anglaisfacile.com/ http:/www.tolearnenglish.com

Book in Progress

GLI ARTICOLI: (ARTICLES)

In inglese gli articoli determinativi "il, lo, la, i gli, le" si traducono con "THE"

the pen, the desk, the boys, the girls.

Questo articolo SI USA con i nomi numerabili al plurale e non numerabili
ma NON SI USA prima degli aggettivi.

Gli articoli indeterminativi " un, uno, una " si traducono con "A" e "AN".

A si usa prima di nomi che iniziano per consonante o con una h aspirata,

a bottle, a desk, a pen, a horse

AN si usa prima di nomi che iniziano per vocale o h muta

an apple, an umbrella, an hour

Ora tocca a te! (It's your turn!)

1) Metti l'articolo giusto al posto dei puntini (Fill in the gaps with the right article)

a) "Newsweek" is ……..American magazine.
b) ……commercial offices are upstairs.
c) Great Britain is ……island.
d) Mrs Hendrix is …….secretary.
e) ……boss is in his office.
f) ……..whale is ……mammal.
g) In Cambridge there is ……old university.
h) Furia is …… black horse.
i) My mother is ……teacher and my father is ……doctor
j) Rome is ……capital city of Italy.
k) ..... door is near ..... window

Book in Progress

2) Inserisci l'articolo indeterminativo corretto: (Insert A/AN)

…… umbrella; …… hour; …… window; … M.P.; …… European country; …… young boy;

…… house; …… elephant; …… uniform; …… egg; …… university; …… yacht;

…… horse; …… fruit juice; …… jacket; …… Western country; …… honest man; …… youth club.

Writing

3) *Pensa e scrivi almeno dieci parole che hanno bisogno dell'articolo indeterminativo A e dieci con l'articolo AN: (write ten words with A and ten with AN articles)*

.....

.....

.....

.....

Book in Progress

IL PLURALE DEI NOMI "PLURAL"

il plurale dei nomi in inglese si fa mettendo una " S " a fine parola.

car → cars book → books pen → pens

Ma non è sempre così perché ci sono alcuni nomi che fanno eccezione.
Andiamo a conoscerli:

1) I nomi che terminano in "S, SS, CH, H, X," hanno il plurale in "ES"

box / boxes, church / churches, glass / glasses,

quando il plurale termina in "Z" prima di aggiungere la desinenza "ES" bisogna raddoppiare la consonante finale; perciò "Quiz" al plurale diventa "Quizzes"

2) Se il nome termina in "F, FE " queste lettere si tolgono e per formare il plurale si aggiunge "VES"

wife / wives, wolf / wolves, leaf /l eaves.

3) Se il nome termina in "Y" per fare il plurale bisogna tener conto che:

a) se la "Y" è preceduta da una vocale allora rimane così e si aggiunge solo la "S"

boy / boys, toy / toys

b) se invece è preceduta da una consonante, la "Y" si trasforma in "I" e poi si aggiunge "ES"

city / cities, baby / babies

Book in Progress

4) Alcuni nomi conservano il plurale originale e non seguono una regola precisa:
man / men, woman / women, child / children, mouse / mice, tooth / teeth, foot / feet, person / people
ox / oxen, fish / fish, sheep / sheep, deer / deer, goose / geese

5) Ci sono poi dei sostantivi che se terminano in "O" hanno il plurale in "ES"
potato / potatoes, tomato / tomatoes

Ma alcuni di loro che pur terminanti in "O" ma di origine straniera o parole abbreviate hanno il loro plurale in "S"
video / videos, piano / pianos, photo / photos (abbreviazione photograph)

6) Anche le sigle possono essere poste al plurale VIP / VIPs UFO / UFOs

7) Così come i cognomi Mrs Smith / The Smiths (gli Smith cioè la famiglia Smith.)

Book in Progress

the big number song: http://www.kiddstv123.com

1	one	9	nine	17	seventeen	25	twenty-five	50	fifty
2	two	10	ten	18	eighteen	26	twenty-six	60	sixty
3	three	11	eleven	19	nineteen	27	twenty-seven	70	seventy
4	four	12	twelve	20	twenty	28	twenty-eight	80	eighty
5	five	13	thirteen	21	twenty-one	29	twenty-nine	90	ninety
6	six	14	fourteen	22	twenty-two	30	thirty	100	a/one hundred
7	seven	15	fifteen	23	twenty-three	31	thirty-one	1000	a/one thousand
8	eight	16	sixteen	24	twenty-four	40	forty	1000000	a/one million

Book in Progress

Writing

1) scrivi e pronuncia i seguenti numeri: (write and say the numbers:)

25; 31; 15; 66; 98; 100; 46; 74; 1250; 549; 633; 18; 999; 10000; 7543

2) indovina il numero: divertiti con i tuoi compagni a dire ed indovinare il numero: (guess and say the number:)

VERBO "ESSERE" "TO BE" VERB

Sappiamo che gli elementi principali in una frase sono il soggetto, il verbo e il complemento.

Trasformiamoli in formule:

S + V + C

FORMA AFFERMATIVA
S + V + C
FORMA INTERROGATIVA
V + S + C ?
FORMA NEGATIVA
S + V + not + C

I verbo " ESSERE " in inglese si traduce " **TO BE** " (il To davanti ad un verbo indica che il tempo è l'infinito)

Book in progress

Formula forma affermativa S + V + C

Esempio: I am a student
You are a student
He is a student

soggetto	verbo	complemento
.....	.....	.....

forma interrogativa V + S + C ?

Esempio: Am I a student ?
Are you a student ?
Is he a student ?

verbo	soggetto	complemento + ?
.....	.....	.....

forma negativa S + V + not + C

Esempio: I am not a student
You are not a student
He is not a student

soggetto	verbo + not	complemento
.....	.....	.....

Book in Progress

Writing

Divertiti ad inventare frasi all'interno dei boxes: (sentences):

FORMA AFFERMATIVA

SOGGETTO	VERBO	COMPLEMENTO

FORMA INTERROGATIVA

VERBO	SOGGETTO	COMPLEMENTO + ?

FORMA NEGATIVA

SOGGETTO	VERBO + not	COMPLEMENTO

Book in progress

Il verbo " TO BE " può essere scritto sia nella forma estesa (full form) che in quella contratta (short form).

Forma affermativa	Forma interrogativa	Forma negativa
I am a student	Am I a student?	I am not a student
You are a student	Are You a student?	You are not a student
He / She / It is a student	Is She / He / It a student?	She / He / It is not a student
We are students	Are We students?	We are not students
You are a students	Are You students?	You are not students
They are students	Are They students?	They are not students

FULL FORM

Forma affermativa	Forma interrogativa	Forma negativa
I'm a student	Am I a student?	I'm not a student
You're a student	Are You a student?	You aren't a student
He's / She's / It's a student	Is She / He / It a student?	She / He / It isn't a student
We're students	Are We students?	We aren't students
You're a students	Are You students?	You aren't students
They're students	Are They students?	They aren't students

SHORT FORM

Book in Progress

Come puoi vedere la full form è di solito usata nella lingua scritta formale, mentre la short form nella lingua parlata e nella scritta informale.

In inglese nelle risposte con un SI o con un No si ripete anche il pronome o nome e il verbo sia alla forma affermativa che negativa

Osserva bene la tabella delle risposte brevi:

	RISPOSTE BREVI
Am I Italian?	Yes, You are / No, You aren't
Are You a Student?	Yes, I am / No, I'm not
Is She a Teacher?	Yes, she is / No, She isn't
Is He Happy?	Yes, He is / No, He isn't
Are We Students?	Yes, You are / No, You aren't
Are You Teachers?	Yes, We are / No, We aren't
Are They Friends?	Yes, They are / No, They aren't

Book in Progress

* Come vedi il pronome della risposta è lo stesso di quello della domanda ad eccezione della 1° e 2° persona sia singolare che plurale.
* Con la risposta breve affermativa si usa sempre la full form.

There is → c'è

There are → ci sono

Is There? ← c'é?

Are there? ← Ci sono?

Ora tocca a te! (It's your turn!)

1) Inserisci la forma corretta del verbo "Essere" (insert the " to be " correct form):

1- My sister…….at school today because she …….well.
2- I …….always at school in the morning.
3- Where……the dog? It ……..in its kennel in the garden
4- ……..you English? No, I…… . I…….American.
5- Who……that man over there? His name …….Mr Right, he …..our English teacher.
6- Mrs James…….our English teacher, she……our Italian teacher.
7- My brother and I…….Arsenal supporters.
8- Excuse me, ……you Mr Brown?

2) Completa le frasi con la forma corretta del verbo "Essere" (complete the sentences with " to be" correct form):

1) The dogs……..in the park.
2) My dad ……from the USA.
3) The boys ……..in the garden.
4) Paul …….14 years old.
5) Her sister……an architect.
6) Maria ……tall and slim.
7) The glasses ……..in the sink.

3) Cerchia la forma corretta del verbo "essere" : (Circle the correct form of "to be" verb):

1) We are / is friends.
2) I is / am twelve.
3) They am / are my parents.
4) You are / is a new student.
5) She are / is a nice girl.
6) It is / am an english book.
7) He is / are the doctor.

Book in Progress

4) Trasforma le seguenti frasi in negative e interrogative : (Turn the following sentences in negative and interrogative form:)

1) John is my friend.
2) It is a new mobile phone.
3) They are students.
4) He is very happy.
5) You are best friends.
6) I am from Bristol.

5) Inserisci la forma corretta del verbo "Essere" (Insert the correct "Be" form):

1- My sister…….at school today because she ……..well.
2- I …….always at school in the morning.
3- Where……the dog? It ……..in its kennel in the garden
4- ……..you English? No, I…….. I…….American.
5- Who……that man over there? He……Mr Right, he …..our English teacher.
6- Mrs Ross…….our English teacher, she……our Italian teacher.
7- My brother and I……in front of the T.V.
8- Excuse me, ……you Mr Brown?

Ora tocca a te! (It's your turn!)

6) Inventa qualche esercizio con il verbo " Essere " alla forma affermativa, interrogativa e negativa:

(Invent some exercise with the Affermative, Interrogative and Negative form):

Riferimento www.learnenglishkids.britishcouncil.org/en/grammar

Book in Progress

AGGETTIVI POSSESSIVI
(POSSESSIVE ADJECTIVE)

Gli aggettivi possessivi sono sempre seguiti dal nome a cui si riferiscono:

Es: my car, your pen, …….

Osserva bene la tabella:

pronome personale	aggettivo possessivo	cosa significa
I	My	mio, mia, miei, mie
You	Your	tuo, tua, tuoi, tue
He	His	suo, sua, suoi, sue (possessore maschile)
She	Her	suo, sua, suoi, sue (possessore femminile)
It	Its	suo, sua, suoi, sue (possessore neutro)
We	Our	nostro, nostra, nostri, nostre
You	Your	vostro, vostra, vostri, vostre
They	Their	il loro, la loro, i loro, le loro

Book in Progress

Alla 3° persona singolare gli aggettivi possessivi concordano diversamente dall'italiano, con il possessore e non con la cosa posseduta

John and his sisters

John e le sue (di lui) sorelle

Helen and her sisters

Helen e le sue (di lei) sorelle

Fai attenzione a non confondere l'aggettivo possessivo Its con it's = it is

Questi aggettivi non sono mai preceduti dall'articolo, sia determinativo che indeterminativo

1) Metti il corretto aggettivo possessivo: (Put the possessive adjective correct):

1) I'm Anne and this is .....sister Kelly
2) That man is Mr. Smith. .....first name is Paul
3) Pamela is here with .....boy friend
4) .....new guitar is great
5) He is in .....classroom
6) The house and .....garden
7) They are Tim and Frank..... dog is a beagle
8) He is .....brother. He is 20.

Book in Progress

AGGETTIVI DIMOSTRATIVI

This → Questo/a

These → Questi/e

That → Quello/a

Those → Quelli/e

NAZIONI E NAZIONALITA'

(COUNTRY AND NATIONALITIES):

THE UNITED KINGDOM BRITISH

ITALY ITALIAN

FRANCE FRENCH

GERMANY GERMAN

SPAIN SPANISH

THE U.S.A. AMERICAN

BELGIUM BELGIAN

Book in Progress

HOLLAND DUTCH

BRASIL BRAZILIAN

CHINA CHINESE

GREECE GREEK

JAPAN JAPANESE

ARGENTINA ARGENTINIAN

MEXICO MEXICAN

Book in Progress

Ora tocca a te: It's your turn!

1) Collega il giusto aggettivo di nazionalità con la Nazione corrispondente: (match the words)

1 Spanish	a) Turkey
2 English	b) Italian
3 Turkish	c) Spain
4 Welsh	d) England
5 Chinese	e) Wales
6 Italian	f) China
7 Canadian	g) Australia
8 Brazilian	h) Brazil
9 Mexican	i) Japan
10 Japanese	k) Canada
11 Australian	j) Mexico

Book in Progress

2) Componi delle frasi come nell'esempio: (write sentences)

Helen - Regno Unito

Helen is from the United Kingdom. She is British.

1) Antonio - Italia

2)Carmen - Spagna

3) Michelle - Francia

4) Wolfang - Germania

5) Keido - Giappone

6) Miguel - Messico

7) Tom - Stati Uniti d'America

8) Belen - Argentina

9) Filippa - Svezia

10) Mohammad - Egitto.

3) Riordina le seguenti da formare un dialogo tra Belen e Luca (Put in order):

(1) Nice to meet you Belen, I'm Luca

(2) I'm Belen.

(3) Hello, what's your name?

(4) No I'm not. I'm from Argentina.

(5) Are you from Spain?

(6) I'm Italian

(7) Nice to meet you too Luca.

(8) What nationality are you Luca?

(9) I'm twelve too!

(10) I'm twelve.

(11) How old are you Belen?

Book in Progress

4) *Inventa alcune conversazioni con le seguenti informazioni: (make sentences:)*

Ex: - Mary Smith/ 18/ Edinburgh

You: Hi. What's your name?

Mary: Hi. my name is Mary and my surname is Smith.

You: How old are you Mary?

Mary: I'm eighteen.

You: Where are you from?

Mary: I'm from Edinburgh

1) Bob Gavin / 16 / Swansea
2) Jack Hunt / 14 / Cardiff
3) Lucia Senese / 15 / Rome
4) Jan Geldoff / 19 / Dublin
5) Pablo / 22 / Madrid
6) Otto / 15 / Berlin
7) Pauline / 17/ Paris
8) Keido / 21 / Tokyo

Book in Progress

Wh-words

- **WHAT:** **Che cosa, quale..?**
- **WHICH:** **Quale..?**
- **WHERE:** **Dove..?**
- **WHEN:** **Quando..?**
- **WHY:** **Perché ?**
- **WHOSE:** **Di chi..?**
- **WHO:** **Chi…?**
- **HOW:** **Come…?**

JOBS

A

B

C

D

E

F

G



ARCHITECT	DOCTOR	PAINTER	EMPLOYER
MUSICIAN	ENGINEER	BAKER	POLICEMAN
FARMER	VET	OPTICIAN	MECHANIC

LET'S PLAY

The Hangman

1) A _ _ H_ _ _ _ _ = ……

2) _ A _ _ _ = ……..

3) P _ _ _ T _ _ = ……

4) _ _ S _ _ _ A _ = ……

5) _ _ T _ _ _ _ N = ……..

6) _ _ G _ _ _ E _ = ……..

7) _ A _ _ E _ = ……

8) _ _ C _ _ R = ……..

Book in Progress

Writing

1) Leggi le informazioni sulla scheda qui sotto e descrivi i personaggi usando le informazioni date:

(Write sentences):

NAME	AGE	COUNTRY	NATIONALITY	JOB	BIRTHDAY
Michelle	30	Francia	Francese	Attrice	24 maggio
Thomas	24	Germania	Tedesco	Studente	10 aprile
Ingrid	45	Svezia	Svedese	Dottoressa	3 ottobre
Pablo	32	Spagna	Spagnolo	Operaio	11 marzo
Keido	55	Giappone	Giapponese	Fotografo	31 luglio

2) Inserisci la forma corretta affermativa e negativa del verbo essere: (Insert the right form of BE - positive or negative.)

1) My sister ..... at school today because she ..... very well.
2) I..... always at school in the morning.
3) Where……the dog? It ……..in its kennel in the garden
4) ……..you English? No, I…… I…….American.
5) Who……that man over there? His name …….Mr Right, he …..our English teacher.
6) Mrs Smith……our English teacher, she……our Italian teacher.
7) My brother and I…….Arsenal supporters.
8) Excuse me, ……you Mr Brown?

Book in Progress

3) Scrivi una domanda per le seguenti risposte

(make questions for the following answers):

1……..……? I am from Bath, in England.

2…… ? Fine, thanks, and you?

3……? Bob? He is in the garden.

4……? Yes, my friends are from Sydney.

5……? No, they aren't at home.

6……? It's sunny

7……? She is 23

8……? It's in the west of Italy

9……? My name's Robert

10……? It's freezing.

Book in Progress

4) Leggi attentamente le frasi perché c'è un errore in ognuna. Trovalo e correggi

(there is a mistake in every sentence: find and correct it):

a) My parents not are at home today.....

b) Lucy is English?.....

c) My brother and I am very good at swimming.....

i) Our teachers isn't very strict with us. .....

e) You are at school in the morning?.....

f) I not am American. .....

g) What are the weather like? .....

a) The cats isn't in the kitchen .....

5) Scrivi un dialogo seguendo le istruzioni: (write a dialogue following the instructions):

Sei al bar seduta con un' amica e vedi un tuo compagno di scuola, lo chiami,lo inviti a sedersi con voi e gli presenti la tua amica; organizza il dialogo.

6) Riordina le parole per fare delle frasi:
(put in order):

1) your - architect – is – an – father?
2) garden – children – the – are – the – in?
3) sister – is – my – 5 – old – years.
4) her – are – British – parents – American - or ?
5) Luke - old - 6 - is - years.
6) our students-not-at History-are- good.
7) Mike-France-is-from?
8) Tom-not-and-Anne-from-England-are.
9) your - is - what - name?
10) Emma - is - this.

7)Completa il dialogo. Immagina di stare al Savoia Hotel.
(Complete the dialogue: imagine you are at the Savoia Hotel)

Saluta e presentati al Direttore Mr. Jones .....

Dì che sei lieto di conoscerlo e che sei italiano .....

Mr. Jones risponde al saluto e ti invita sederti .....

Dì che sei il nuovo portiere ……..

Book in Progress

8) Leggi il dialogo e metti al posto dei puntini il verbo mancante:

(fill in the gap):

LUCA: Ehi, ... you a new student?

MONIQUE: Yes, I .....

LUCA: What ..... your name?

MONIQUE: My name .....Monique. And you? What .....your name?

LUCA: I ..... Luca. Welcome to Carducci School! It ..... a wonderful place!

Teachers ..... very kind, and students ..... cool.

PABLO: Hi, Luca. Who ..... she?

LUCA: She .....Monique.

PABLO: Nice to meet you, Monique. Where ..... you from?

MONIQUE: I ..... from Paris. What ..... your name?

PABLO: My name is Pablo. I..... from Madrid. What Year ..... you in?

MONIQUE: I..... in Year 6.

PABLO: Wow! We.....in the same class.

Drin! (The bell rings)

LUCA: It ..... time to go.

9) Rispondi alle domande (Answer the questions)

1) Where is Monique from?

2) What's the name of the school?

3) Are the students cool?

4) Where is Pablo from?

5) What year is Pablo in?

6) Is he American?

Book in Progress

10) Vero o Falso? Correggi le frasi sbagliate.: (True or False?) Correct the false ones)

1) Monique is a new student. True. False

2) The school's name is Pascoli. True. False

3) Teachers are very kind. True. False

4) Students are very cool. True. False

5) Monique is from Madrid. True. False

6) Pablo is in year 6. True. False

11) Scegli l'alternativa corretta: (Multiple Choice):

1) Monique is	a) a new student.	b) a teacher
2) The school's name is	a) Pascoli.	b) Carducci
3) School is a	a) wonderful place.	b) terrible place
4) Teachers are.	a) Italian.	b) very kind
5) Monique is from.	a) Paris.	b) Barcelona

Book in Progress

Be Creative: adesso prova ad inventare un piccolo dialogo e fai alcuni esercizi

IL VERBO POTERE "CAN"

Il verbo "CAN " che in italiano corrisponde la verbo "POTERE" è chiamato verbo difettivo perché manca di alcune forme.

Andiamo ad analizzarne alcune:

1) al suo infinito non vuole il " TO " come succede per gli altri verbi; perciò come verbo " POTERE " si traduce " CAN "

2) alla terza persona singolare del presente indicativo non vuole la "S" come vedremo avviene per gli altri verbi.

Quindi ad esempio: " ELLA PUO' " si traduce " SHE CAN "

3) se il verbo CAN è seguito da un infinito va scritto senza il " TO " che contraddistingue questo tempo.

Perciò per tradurre " TU PUOI GIOCARE " si scrive " YOU CAN PLAY "

4) nella forma interrogativa del tempo presente si ha l'inversione tra il Verbo e il Soggetto così come avviene per il verbo " BE " e " HAVE GOT "

Esempio: "PUOI VENIRE CON ME? " " CAN YOU COME WITH ME?"

5) Nella forma negativa del tempo presente la sua full form si scrive "CANNOT" tutto attaccato e NON "CAN NOT" come di solito accade. La sua forma contratta invece si scrive " CAN'T " Esempio: "IO NON POSSO VENIRE" " I CANNOT COME "

Book in Progress

Osserva bene la tabella:

Forma affermativa

soggetto	Can	Verbo Infinito
You	Can	Play

Can	Soggetto	Verbo infinito ?
Can	You	Play ?

Forma interrogativa

Soggetto	Cannot	Verbo infinito
You	Cannot	Play

Forma negativa

CAN si usa anche per chiedere a qualcuno il permesso di fare qualcosa o per chiedere una cortesia

Es: " POSSO GUARDARE LA TV ?" " CAN I WATCH TV? "

"PUOI APRIRE LA PORTA PER FAVORE?" "CAN YOU OPEN THE DOOR PLEASE?

Book in Progress

Anche per il verbo “CAN “ come per il verbo “ BE “ nelle risposte con un SI o con un NO si ripete anche

	RISPOSTE BREVI
Can I play?	Yes, you can / No you can’t
Can you play?	Yes, I can / No I can’t
Can she play?	Yes, she can / No she can’t
Can he play?	Yes, he can / No he can’t
Can it play?	Yes, it can / No it can’t
Can we play?	Yes, you can / No you can’t
Can you play?	Yes, we can / No we can’t
Can they play?	Yes, they can / No they can’t

il Soggetto e il Verbo sia alla forma affermativa che negativa

Osserva bene tabella

Book in Progress

1) Riscrivi le frasi alla forma interrogativa e negativa

(change in interrogative and negative form:)

1) You can play football with your friends
2) They can drink orange juice
3) She can drive her father's car
4) Tom can go to school by bike
5) You can play the electric guitar
6) Sheila and John can go to the school trip
7) We can go to the beach
8) He can watch TV

Be creative: Inventa tu qualche esercizio con il verbo "CAN" nelle tre forme studiate.

Book in Progress

WHAT'S THE WEATHER LIKE?

Collega le espressioni con le immagini corrispondenti (join pictures and sentences)

a

1-It's changeable.

2-It's foggy.

g

3-It's sunny.

4-It's cold.

b

5-It's warm.

6-It's snowy. h

c

7-It's rainy.

8- It's cloudy.

i

d

9- It's windy.

10-It's freezing

l

e

11-It's hot.

12-It's wet

m

f

n

l

m

Book in Progress

DAYS OF THE WEEK

1)Scrivi i giorni della settimana in modo corretto:
(write the days of the week correctly):

1) MDOAYN .....
2) SYUADN .....
3) TUHDYARS .....
4) SYADAUTR .....
5) FYRADI .....
6) WYDADENES .....
7) TEDYUSA .....

Book in Progress

THE UNITED KINGDOM OF GREAT BRITAIN AND NORTHERN IRELAND

The British Isles are a group of islands situated to the north-west of Europe. The two largest islands are Great Britain and Ireland. Great Britain is made up of three areas: England, Scotland and Wales, while “United Kingdom” is a political term which refers to these three areas and Northern Ireland or Ulster which is situated in the north-east of Ireland.

The population of Britain is over 60 million people.

About 8 million people live in London, the capital city, in which the Prime Minister, David Cameron lives at 10 Downing street, near the Houses of Parliament.

The Head of the State is the Queen Elizabeth II*. The Queen’s head is on banknotes, stamps and coins.

In London she lives in Buckingham Palace, a very popular place for tourists.

Other famous towns and cities in Britain are Edinburgh, the capital of Scotland, with its old castle,

Book in Progress

York with its beautiful cathedral and narrow streets, Stratford-upon-Avon, the birth place of William Shakespeare, Liverpool (once a very important port) the home of The Beatles,

and Cambridge and Oxford both famous for their universities. In both these cities a lot of people travel around by bike.

Towns and cities are important, but the countryside's important, too.

Over 75% of land in Britain is farmland. But not many people are farmers, in fact, only 2% of the working population.

Britain also has ten National Parks and they cover about 9% of the land. All these parks have wonderful countryside. There is the important Lake District in the north-west of England with beautiful hills and lakes.

A lot of British people and tourists come here on holiday. Over 30 million foreign tourists come to Britain every year. They visit lots of places, for example the Giant's Causeway in Northern Ireland. Another important tourist attraction is Stonehenge. Nobody really knows what it is. Maybe a temple, a clock or a calendar.

In Wales the Snowdon National Park is very popular. Welsh people don't just speak English, in fact about 20% of the population speak Welsh too, their original language.

All around Britain there are many islands. These ones are on the west coast of Scotland.

Book in Progress

Scelta multipla: (Multiple choice):

1) British Isles are a group of islands situated to

A the north-west of Europe B the north-east of Europe

2) The two largest islands are

A Great Britain and Northern Ireland B Great Britain and Ireland

3) Great Britain is made up of three areas:

A Wales, Scotland and Northern Ireland B Scotland, Wales and England

4) The population of Britain is

A less than 60 million B over 60 million

5) The British Prime Minister is

A David Cameron B Barack Obama

6) The Head of the State is

A the Queen Elizabeth II B The King William IV

7) Buckingham Palace is

A a very popular museum B a very popular places for tourists

8) Edinburgh is famous for

A its old castles B its narrow streets

9) Liverpool is the house

A of the Rolling Stones B of the Beatles

10) In Britain every year

A come 20 million tourists B come over 30 million tourists

Book in Progress

Vero o Falso? Correggi le false (True or False? Correct)

1) The British Isles are a group of islands situated to the south-west of Europe T F
2) The Two largest islands are Wales and Scotland T F
3) Northern Ireland is also called Ulster T F
4) the population in Britain is over 60 million people T F
5) The British Prime Minister is Thomas Cameron T F
6) The Head of the State is the Queen Elizabeth I° T F
7) in London the Queen lives in Buckingham Palace T F
8) Cardiff is the capital city of Scotland T F
9) Oxford and Cambridge are famous for their museums T F
10) The Snodown National Park is in Wales T F

Rispondi alle domande: (Answer the questions):

1) What are the three areas in Great Britain?
2) Where is Northern Ireland?
3) How many people live in the United Kingdom?
4) Who is the Prime Minister in the United Kingdom?
5) Where does he live?
6) Who is the Head of the State?
7) What is the capital of the United Kingdom?
8) What are the other important cities?
9) What is Stonehenge?
10) How many islands are all around Britain?

Book in Progress

Metti al posto dei puntini la parola mancante che trovi nel riquadro: (Fill in the gap)

Isles	over	attraction	Head	streets	Kingdom	Europe	famous	Scotland	Prime

The British …… are a group of islands situated to the north-west of ……
The two largest islands are Great Britain and Ireland. Great Britain is made up of three areas, (England, …… and Wales) and Northern Ireland.
The population of the United Kingdom is ……60 million people. The capital city is London in which lives the …….. Minister. His name is David Cameron.
Queen Elizabeth II° is the …… of the State and she lives in Buckingham Palace.
Other famous cities are Liverpool, Oxford and Cambridge …….for the university, Edinburgh, the capital of Scotland, York with its narrow ……..… The birthplace of William Shakespeare is Stratford-upon-Avon.
In the United …….. there are 10 national parks. In Wales the Snowdon National Park is very famous.
An important tourist's…….. is Stonehenge.

Book in Progress

LONDON

London is the capital of the United Kingdom and it is a very big city. Its population is about 8 million people. The river Thames flows through the city.
In the beginning London is a small city. The first bridge is built by the Romans Tower Bridge now is. Today there are 29 bridges for pedestrians, cars and trains. One can travel around London by water bus, in a cab on a double-decker or on the tube (London underground.).
Every year thousands of tourists come to London.
There are a lot of museums to visit, for example: the National Gallery, the British Museum and Madame Tussauds.
In London there are lots of wonderful shops. The most important department store is Harrods. Every day about 35 thousand people shop in it.
Oxford Street and Covent Garden are the most famous areas for shopping. In Covent Garden there are lots of street artists.
In the evening you can go to restaurants, clubs and to the cinema or theatre. In London there are 60 theaters and 130 cinemas.
In this big noisy city there are many important parks. The most important are Hyde Park, Regents Park and St. James's Park. Here you can jog, walk or have a picnic.
Dr. Johnson, an important british writer, once said: " if you are tired of London you are tired of life."

Book in Progress

WELCOME TO LONDON

The Tower of London

The British Museum

Tower Bridge

The Changing of the Guard at Buckingham Palace

Book in Progress

Telephone boxes

Bobbies

Trafalgar Square

a red Double Decker bus

Book in progress

The Big Ben and the Houses of Parliament

Book in Progress

Book in Progress

Book in Progress